

功能特征

- 搭配夹具，最大支持7cm厚度桌面使用
- 多孔位，支持不同支架转接
- 可搭配铝型材和角码进行侧面固定
- 支架面板角度可调

Features

- With the desktop clamps can support the maximum 7cm thickness of the desktop use
- Multi-hole position can support different stand to transfer
- Side fixing with aluminum profile and angle code
- The angle of the stand panel can be adjustable

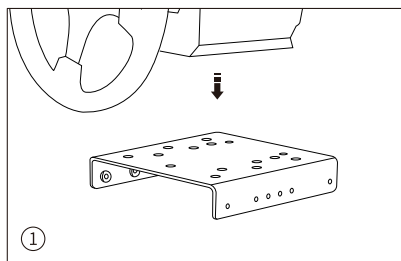
包装清单

- 支架面板 x 1
- 桌面夹具 x 2
- 支架底座 x 1
- 配件包 x 1

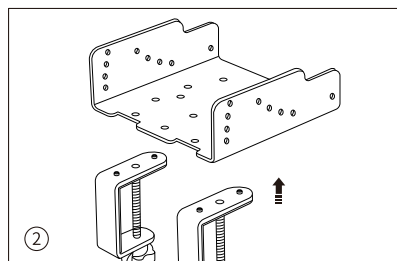
Package Contents

- Stand Panel x 1
- Desktop Clamp x 2
- Stand Base x 1
- Accessory Kit x 1

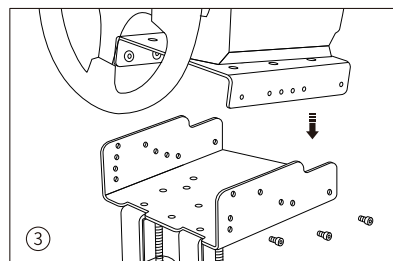
使用步骤 / Steps for Use



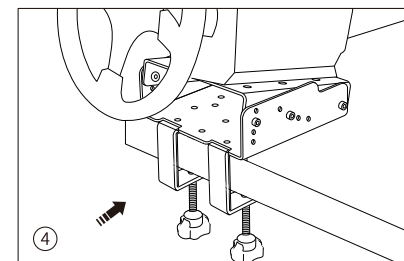
将方向盘固定在支架面板
Secure the steering wheel
to the stand panel



将桌面夹具固定在支架底座
Fix the desktop clamps to
the stand base



将支架面板与底座连接并调整合适角度
Connect the stand panel to the base
and adjust to the proper angle



整体支架放置桌面,逆时针拧紧螺杆
Place the whloee stand on the table and
tighten the screw counterclockwise

侧面固定需要铝型材配合角码使用：① 使用配件包中的螺丝将方向盘固定在支架面板上 ② 将角码调整至支架面板侧面的对应孔位并连接固定即可
Side fixing requires aluminum profile with angle code: ① Use the screws in the accessory kit to secure the steering wheel to the stand panel
② Adjust the angle code to the corresponding hole on the side of the stand panel and connect to fix it.

Manufacturer Name: Shenzhen PXN Electronics Technology Co.,Ltd
Model: PXN-Z9 Product Name: Desktop Bracket
Web: www.e-pxn.com Support: support@e-pxn.com
Manufacturer address: 1701-1706(01), Building 8, Zhongxi Xiangbinshan Garden,
Fenghuanggang Community, Xixiang Street, Baoan District, Shenzhen, China



ProInx Global LTD
27 Old Gloucester Street.
London, WC1N 3AX, UK
+0044 20 39661193
eu@eulinx.eu

深圳市莱仕达电子科技有限公司
型号: PXN-Z9
产品名称: 桌面支架
官网: www.e-pxn.com.cn
客服热线: 400 600 3586
客服邮箱: lsd@e-pxn.com
执行标准: GB4943.1-2011
客服QQ: 400 600 3586
地址: 深圳市宝安区西乡中熙ECO国际大厦1701-1706



MADE IN CHINA